

A large red commercial parasol is the central focus, providing shade for an outdoor dining area. The parasol is illuminated from below, casting a warm glow. Underneath, several tables with white tablecloths are set up, and people are seated at them. The area is surrounded by greenery and a stone wall. In the foreground, there is a body of water and a wooden dock. The background shows a building and more trees.

Commercial Parasol Range

T 01452 336 520

W eclipsefurniture.co.uk

E sales@eclipsefurniture.co.uk

eclipse
— FURNITURE —

Commercial Parasol Range

Our comprehensive range of commercial parasols, awnings, screens, banners and accessories are a stylish and functional way to shield customers from all types of weather, divide outdoor spaces and enhance the look of your venue with customisable colour and branding options.

For more information, a free consultation, or a quote that is bespoke for your business, please contact our team on 01452 336520.

Contents

Parasols Range - **Page 3**

Infrared Patio Heaters - **Page 16**

Awnings Range - **Page 18**

Terrace Screens - **Page 29**

Café Banners - **Page 34**

A high-angle, wide shot of an outdoor cafe seating area at night. The scene is illuminated by warm, low-level lights, likely from the cafe's interior and small table lamps. Numerous large, light blue parasols are open, providing shade for the tables. The tables are arranged in a grid-like pattern, with some occupied by customers. The background shows a building with arched windows and a sign that reads "WEMBLEY". The overall atmosphere is cozy and inviting.

Parasols Range

Telescopic Parasol

The Type T Telescopic Parasol is a classic, elegant umbrella available in round, square, and rectangular shapes. With optional extras such as heating, lighting, and sound systems it provides the ability to significantly transform any outdoor space.

Unlike other tensioning systems, this umbrella is opened using a removable crank handle. The telescopic umbrella frames are constructed from durable aluminium. The Type T is ideally suited for hospitality venues such as pubs and hotels and can withstand wind speeds of up to 60 km/h.



Telescopic Parasol

Features & Benefits

- Easy open and closing using integrated crank handle
- Water and corrosion-resistant materials for long-term durability
- Replaceable parts attached with screws
- The telescopic pole allows the umbrella to open and close over tables
- Maintenance-free gearbox
- Can safely handle winds up to 60 km/h with the proper base

Accessory Options

- Various lighting options
- Transport case
- Protective sleeve with telescopic pole
- Event Platform and Flex-Bar
- Wind walls with different heights
- Mobile ground flooring with wind walls that withstand any expected gust speeds
- Heaters
- Speakers
- Electric motor for opening the umbrella (can also be used for the wind walls)
- Rain gutter to connect adjoining umbrellas
- Cloth side walls with doors or windows

Specifications

- **Cover:** Replaceable, fade-resistant, light-resistant, water-resistant, and can be ordered with valances
- **Anchor:** Frame base to be loaded with concrete blocks (240 kg total), ground tube, foldable adapter for easy installation, core drilling and ram-pin, support plate
- **Printing:** Digital print, screen print, dispersion dye print
- **Mast:** Square aluminium bars (40 x 20 x 2 mm - 50 x 20 x 3 mm) and wound aluminium profile for the centre pole, with U profile for the attachment of the spokes. The frame is powder-coated (polyester powder ca. 80 µm). Available in white RAL 9010 (standard), black RAL 9005, and silver RAL9006
- **Mechanics:** Gearbox and spindle contained in the centre pole, which can be operated by a handle or motor









Telescopic Parasol

Dimensions

DIMENSIONS IN METERS

*all dimensions are rounded

						
MASS	4x4	4x5	5	5x5	6	6x6
Umbrella with packaging (kg)	62	71	68	72	89	135
Umbrella without packaging (kg)	55	63	60	63	81	121
Frame (kg)	50	57	55	55	75	110
Cover (kg)	5	6	5	8	6	11

CLOSED UMBRELLA

Closed height (cm)	420	425	405	445	450	490
Distance from valances to ground (cm)	105	80	125	60	117	35
Distance from spokes to ground (cm)	135	110	155	90	147	65

OPEN UMBRELLA

Opened height (cm)	315	320	310	323	340	375
Distance from valances to ground (cm)	210	210	210	210	230	230
Distance from spokes to ground (cm)	240	240	240	240	260	260

PACKAGING DIMENSIONS



Total length (cm)	420	425	405	445	452	490
Dimensions of cardboard packaging (cm)	40x40x360	40x40x360	40x40x360	40x40x360	40x40x360	40x40x360
Length of mast extruding from box (cm)	60	65	45	85	92	60

* All dimensions and weights provided are approximations

Fabrics & Colours

A dual-sided acrylic-coated material with an approximate mass of 260 g/m², water column pressure over 700mm, flame retardant up to B1 - DIN4102-1, available in a wide range of colours.

Please contact us for advice on finding the optimum membrane with sufficient strength and durability.



Centre Pole Parasol

The Type S16 Centre Pole Parasol is a classic and elegant commercial patio umbrella that is not only aesthetically pleasing but also incredibly safe due to its balance system that prevents against sudden falls, reducing the risk of injury.

The S16 is available in a square design and is very easy to operate with its simple tensioning device. On top of that, its high quality appearance makes it a popular choice for commercial properties.



Centre Pole Parasol

Features & Benefits

- Lightweight extruded hubs and frame-based covers ensure portability and durability
- Fabric-protecting corner caps and a simpler tensioning system enhance durability and longevity
- Full aluminium construction, including rectangular spokes and a round mast, resists water corrosion
- Easy to open and close with a single hub-mounted aluminium handle
- Electric cables are hidden within the four-chamber column for a clean appearance
- Recyclable materials and designed to withstand wind speeds of up to 60 km/h with proper anchorage

Accessory Options

- LED lighting
- Protective sleeve with a telescopic pole
- Rain gutter to connect adjoining umbrellas (only square umbrellas)
- Cover for the frame base

Specifications

- **Cover:** Replaceable, fade, light, and water-resistant, withstands all weather conditions, attached to spoke ends with aluminium end caps and stainless steel bolts
- **Anchor:** Frame base to be loaded with concrete blocks or ground tube type 060
- **Printing:** Digital print, screen print, dispersion dye print.
- **Mast:** Umbrella spokes made of rectangular aluminium sections of 30 x 20 x 2mm, the mast of a round aluminium section of 60 mm, and an aluminium telescope with section dimensions of 30 x 30 x 3mm
- **Mechanics:** Tension mechanism operated by an aluminium handle with a zinc-coated spring steel strap that controls an internal telescope system





Centre Pole Parasol

Dimensions

DIMENSIONS IN METERS

* all dimensions are rounded

				
MASS	4x4	4x5	5	5x5
Umbrella with packaging (kg)	14	25	30	30.8
Umbrella without packaging (kg)	12	21	26.5	27.3
Frame (kg)	10	19	23.5	23.7
Cover (kg)	2	3	3	3.6

CLOSED UMBRELLA

Closed height (cm)	305	335	363	345
Distance from spokes to ground (cm)	125	118	178	135

OPEN UMBRELLA

Opened height (cm)	248	265	267	270
Distance from spokes to ground (cm)	210	217	212	210

PACKAGING DIMENSIONS


Total length (cm)	308	335	363	345
Dimensions of cardboard packaging (cm)	30x30x250	30x30x250	30x30x250	30x30x250
Length of mast extruding from box (cm)	85	85	113	95

* All dimensions and weights provided are approximations

Fabrics & Colours

A dual-sided acrylic-coated material with an approximate mass of 260 g/m², water column pressure over 700mm, flame retardant up to B1 - DIN4102-1, available in a wide range of colours.

Please contact us for advice on finding the optimum membrane with sufficient strength and durability.



Single Mast Cantilever Parasol

The P7 Cantilever Parasol has been designed for those who seek a blend of style and functionality. These parasols offer unparalleled flexibility and durability. With a sleek, single mast design, they not only provide ample shade but also add a touch of elegance to any setting.

Perfect for commercial use, they are built to withstand the elements and deliver comfort and protection without compromising on style.



Single Mast Cantilever Parasol

Features & Benefits

- Enjoy shade at all times of the day with the P7's ability to rotate 300°
- Small axle feature that secures the umbrella in place preventing spinning in the wind
- Available in a round or square design, the P7 provides shade coverage up to 15m²
- The patented One Move System provides easy opening and closing in just five seconds
- The umbrella is designed to open and close above standard tables and chairs

Accessory Options

- Heating
- Lighting

Specifications

- **Cover:** Made from 100% solution-dyed acrylic. Available in standard (290g/m²). All fabrics can be washed and replaced
- **Anchor:** Available with a number of anchoring options to suit your needs, including; ground anchor, floor plates, steel bases, and wall brackets
- **Printing:** Available in digital, screen and dispersion dye printing
- **Mast:** The umbrella frame and pole are made from high-quality aluminium and are available in a range of colour options, including; grey (RAL 9007), White (RAL 9016), black (RAL 9005), and copper tint internal telescope system



Single Mast Cantilever Parasol

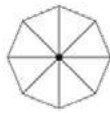
Dimensions



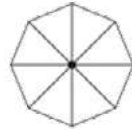
2.5 x 2.5



3 X 3



3.5



4.2

Base Options

DIMENSIONS IN METERS
* all dimensions are rounded



Ground anchor



Steel base
80 x 80 12cm



Steel base
100 x 100 x 10cm



Floor plate
70 x 70cm



Floor plate
70 x 50cm

Finishing



Grey Texture



White Texture




Black Texture



Copper

Fabrics & Colours

- **Material:** 100% solution-dyed acrylic membrane
- **Weight:** 290 / 320g/m²
- **Colour-fastness:** 7-8 / 8 (standard ISO 105 B04)
- **Waterproof:** >300mm water column
- **Maintenance:** All fabric can be washed and replaced



Modular Cantilever Parasol

The P6 Modular Cantilever Parasol offers unparalleled modularity and has been designed for those who don't just seek shade but demand style and functionality.

Whether you're outfitting a cosy pub garden or a sprawling commercial terrace, these parasols adapt to your needs, providing up to 38m² of customisable shade with ease.



Modular Cantilever Parasol

Features & Benefits

- The P6 is a highly functional and modular parasol with up to 38m² coverage. The P6 is suitable for hospitality and private use
- One umbrella system can cover an area of up to 38m², allowing you to cover sizable terrace while minimising the loss of valuable space, all while maintaining a stylish aesthetic
- Small axle feature that secures the umbrella in place preventing spinning in the wind
- Available in a round or square design
- The patented One Move System provides easy opening and closing in just five seconds
- The umbrella is designed to open and close above standard tables and chairs

Accessory Options

- Heating
- Lighting
- Rain gutter
- Deluxe protection cover
- Swivel wheels

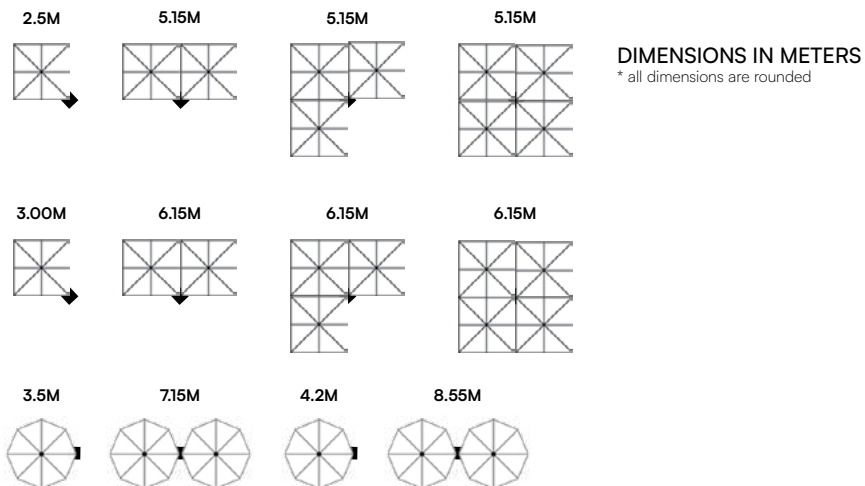
Specifications

- **Cover:** Made from 100% solution-dyed acrylic. Available in standard (290g/m²), and premium (320g/m²). All fabrics can be washed and replaced
- **Anchor:** Available with a number of anchoring options to suit your needs, including; Ground Anchor, Floor Plates, Steel Bases, Wall Brackets
- **Printing:** Available in digital, screen, and dispersion dye printing
- **Mast:** The umbrella frame and pole are made from high-quality aluminium and are available in a range of colour options, including; Grey (RAL 9007), White (RAL 9016), Black (RAL 9005), and Copper Tint



Modular Cantilever Parasol

Dimensions



Base Options




Finishing



Fabrics & Colours

- **Material:** 100% solution-dyed acrylic membrane
- **Weight:** 290 / 320g/m²
- **Colour-fastness:** 7-8 / 8 (standard ISO 105 B04)
- **Waterproof:** >300mm water column
- **Maintenance:** All fabric can be washed and replace



A photograph of an outdoor patio area featuring several large black umbrellas. Each umbrella has a central pole with multiple infrared heaters attached to it. The heaters are glowing orange, indicating they are on. In the background, there is a blue bridge with a red circular logo, a river, and some buildings. The scene is set in a park-like area with trees and a wooden walkway.

Infrared Patio Heaters

16

Infrared Patio Heaters

Features & Benefits

- Ideal as gazebo or marquee heaters
- Shortwave IR is an ideal solution for patio heaters as it provides the heat required without being affected by wind. This is due to the fact that infrared is not a convection heating system like traditional gas heaters
- Infrared waves travel through the air to solid objects such as furniture and people. These waves are then absorbed, creating the feeling of heat
- The parabolic reflector and 45° adjustable bracket provide a large coverage area, ensuring heat is directed to where it is needed
- Easy maintenance and silent operation
- IP55 rating
- Minimum 7000 hour lifespan
- Tilt cut off system

Specifications

- Colour: Black or white
- Wattage: 2000
- Lamp: Gold
- Lamp Life: 7000 hours
- Length: 500mm
- Width: 200mm
- Height 450mm
- 1.5KW Single Lamp
- 3.0KW Double Lamp
- 4.5KW Triple Lamp
- Ideal for parasols
- IP68 push button timer available

Infrared is a very cost-effective heating solution which is much cheaper to run than conventional gas or electric products. This is especially beneficial during this period of rising energy prices.

In addition to the cost benefits, infrared is also better for the environment, which has meant that infrared is being considered as a real alternative to older heating systems to help governments around the globe to reach net zero emissions in the next few years.

The information contained in this literature is for general information purposes only.



Awnings Range

6

18

T 01452 336 520


W eclipsefurniture.co.uk

E sales@eclipsefurniture.co.uk

eclipse
— FURNITURE —

Drop Arm Awning

Customisable drop arm awnings are the ideal solution for providing shade over windows at any level, as the arms of this design can be fitted in any position to allow for the perfect amount of shade to be achieved.



Drop Arm Awning

Technical Info

- **Frame:** Made from aluminium extrusions with aluminium parts and components
- **Fabric:** Acrylic or Polyester available
- **Arms:** Spring loaded aluminium round arms
- **Operation:** Manual or motorised using powerful 45NM motor, with mechanical limit and emergency override

Optional Extras

- **Frame:** Powder coating not available
- **Sign writing:** logos and text can be printed on the main cover and valance
- Additional valance can be ordered
- Additional remote controls can be ordered

Options

- **Size:** Start from 1m to 6m wide
- **Arm Size:** 0.8m to 1.4m horizontal projection
- **Frame Colour:** Available in White and Anthracite Grey as standard
- **Pitch:** Set to 90 degree as standard, on request up to 135 degrees
- **Fabric Colour:** 100's of colours available from top European suppliers
- **Valance:** 200mm straight valance included



Wedge Canopy Awning

Looking for shade coverage without the need for a large awning? A super stylish, traditional-looking wedge canopy awning could be the perfect solution for your outdoor space.



Wedge Canopy Awning

Technical Info

- **Frame:** Made of extruded aluminium in three colours white, anodised, anthracite grey
- **Joints:** Made of glass filled nylon in white, grey or anthracite grey
- **Fixing:** Easy to install by using aluminium hooks
- **Fabric:** 100's of fabric colours from top suppliers
- **Operation:** Fixed
- **Trims:** Made of flexible plastic to hide staples
- **Size:** Projection: 0.6 to 1.2m | Width: 1m to 6m

Optional Extras

- **Frame:** Powder coating not available
- **Sign writing:** logos and text can be printed on the main cover and valance



Full Cassette Awning

Ideal for providing pleasant shade over any outdoor area, full cassette awnings are fully retractable and can be adjusted to your needs depending on the situation.

On a hot summers day, the cover can reduce the UV light that reaches you, providing respite to your customers.



Full Cassette Awning

Technical Info

- **Frame:** Made from aluminium extrusions with aluminium parts and components
- **Arms:** Made from aluminium extrusions with double springs and twin cables and integrated LED
- **Fabric:** Acrylic or Polyester available
- **Operation:** Motorised only using powerful 80NM motor, with mechanical limit and emergency override. Built in transformer to enable LED function
- **Lights:** Built in LED lights in the front section of the arm, in warm white with dimmable function
- **Sensor:** Wireless battery operated motion sensor attached to the awning included

Optional Extras

- **Frame:** Frames can be powder coated to most K7 RAL colours
- **Sign writing:** logos and text can be printed on the main cover and valance
- Additional valance can be ordered
- Additional remote controls can be ordered

Options

- **Size:** Start from 2.3m to 7m wide, in one piece
- **Arm Size:** 1.5m, 2m, 2.5m, 3m, 3.5m
- **Frame Colour:** Available in White or Anthracite Grey as standard
- **Fabric Colour:** 100s of colours available from top European suppliers
- **Valance:** 200mm straight valance included



Open Cassette Awning

Spoil your customers with an extensive seating area in the fresh air, where they can relax and enjoy delicious food. Our open cassette awnings that will suit your restaurant, shop or café.

We offer a vast selection of models, colours, fabrics, and finishes. Our awnings will transform your café or restaurant into an exceptional place to dine.



Open Cassette Awning

Technical Info

- **Frame:** Made from aluminium extrusions with aluminium parts and components
- **Arms:** Made from aluminium extrusions with double springs and stainless steel chain
- **Fabric:** Acrylic or Polyester available
- **Operation:** Motorised using powerful 45-120NM motor (depending on size), with mechanical limit and emergency override. Built in transformer to enable LED function.
- **Lights:** Built in LED lights in the arm, in daylight white with ON/OFF function
- **Sensor:** Wireless battery operated motion sensor attached to the awning included

Optional Extras

- **Frame:** Frames can be powder coated to most K7 RAL colours
- **Sign writing:** logos and text can be printed on the main cover and valance
- Additional valance can be ordered
- Additional remote controls can be ordered
- Weighted rod can be added to valance
- Side and front curtains can be attached
- Telescopic legs available in white or anthracite grey
- Jockey roll can be used with this system

Options

- **Size:** Start from 2.2m to 7m wide, in one piece. 7m to 12m in two pieces (to be assembled on site)
- **Arm Size:** 1.5m, 2m, 2.5m, 3m, 3.5m
- **Frame Colour:** Available in White or Anthracite Grey as standard
- **Fabric Colour:** 100s of colours available from top European suppliers
- **Valance:** 200mm straight valance included



Victorian Awning

Meticulously hand-crafted using premium hardwood, robust steel, and reliable sprung mechanisms, traditional Victorian awnings are designed to withstand the ever-changing British weather.

Tailored to your preferences, our customisable designs add a touch of elegance and distinctiveness to any shop-front or fascia, setting your business apart.



Victorian Awning

Technical Info

- **Box:** Folded from one piece galvanized steel plate
- **Front Bar:** Crafted from 2 parts Maranti hardwood with a routed rain channel
- **Tube & Spring:** 35." Steel tube with 6mm spring assembly and dummy end
- **Fabric:** Acrylic or Polyester available
- **Operation:** Manual pull down
- **Arms:** Forged from 22mm round solid steel with cast steel top straps and cannon shoes
- **Sliders:** 22mm round solid steel with cast steel top and bottom wall brackets

Optional Extras

- **Ironmongery:** Can be powder coated to most K7 RAL colours
- **Sign writing:** Logos and text can be printed on the main cover and valance
- Additional valance can be ordered with P channel
- Side and front curtains can be attached

Options


- **Size:** Start from 1.5m to 8 m wide
- **Arm Size:** 1m to 2.2m horizontal projection
- **Box Colour:** Can be powder coated to most K7 RAL colours
- **Front Bar Colour:** Primed and undercoated, followed by 2 top coats with paint of choice or stained
- **Fabric Colour:** 100s of colours available from top European suppliers
- **Valance:** 200mm straight valance included
- **P Channels:** Valance attached to the front bar with P channel
- **Nailed:** Main cover attached to front bar with traditional nails



Terrace Screens

Terrace Screens

A range of expertly crafted outdoor terrace screens designed to be mounted on to a wall, or incorporated with a glass, metal, or wood under panel. Available in a wide range of colour options.



Terrace Screens: Option 1

Screen Sizes

A1 Screen Widths

- 700mm
- 1025mm
- 1500mm
- 2000mm

A2 Screen Widths


- 1350mm
- 2000mm

No Under Panel Screen Heights

- 850mm
- 1150mm

With Under Panel Screen Heights


- 1500mm
- 1800mm



A1 - NO PANEL




A1 - SOLID PANEL




A1 - GLASS PANEL




A1 - WOOD PANEL




A2 - NO PANEL



A2 - SOLID PANEL



A2 - GLASS PANEL



A2 - WOOD PANEL

Standard Colour Options

RAL 1015 LIGHT IVORY	RAL 3003 RUBY RED	RAL 3005 WINE RED	RAL 5003 SAPPHIRE BLUE	RAL 6005 MOSS GREEN	RAL 7016 ANTHRACITE GREY
RAL 8016 MAHOGANY BROWN	RAL 9005 JET BLACK	RAL 9007 ALUMINIUM GREY	RAL 9010 PURE WHITE	METALLIC GRAPHITE	MOST OTHER RAL COLOURS AVAILABLE ON REQUEST

Various forms of branding can be supplied, and applied to glass, and, or under panels. Powder coated under panels can be finished to match or contrast with screen frame.

Terrace Screens: Option 2

Screen Sizes

B1 Screen Widths

- 700mm
- 1025mm
- 1500mm
- 2000mm

B2 Screen Widths

- 1350mm
- 2000mm

No Under Panel Screen Heights

- 850mm
- 1150mm

With Under Panel Screen Heights

- 1500mm
- 1800mm



B1 - NO PANEL




B1 - SOLID PANEL




B1 - GLASS PANEL




B1 - WOOD PANEL




B2 - NO PANEL



B2 - SOLID PANEL



B2 - GLASS PANEL



B2 - WOOD PANEL

Standard Colour Options



Various forms of branding can be supplied, and applied to glass, and, or under panels. Powder coated under panels can be finished to match or contrast with screen frame.

Terrace Screens: Option 3

Screen Sizes

C1 Screen Widths

- 700mm
- 1025mm
- 1500mm
- 2000mm

C2 Screen Widths

- 1350mm
- 2000mm

No Under Panel Screen Heights

- 850mm
- 1150mm

With Under Panel Screen Heights


- 1500mm
- 1800mm



C1 - NO PANEL




C1 - SOLID PANEL



C1 - GLASS PANEL



C1 - WOOD PANEL



C2 - NO PANEL



C2 - SOLID PANEL



C2 - GLASS PANEL



C2 - WOOD PANEL

Standard Colour Options

RAL 1015 LIGHT IVORY	RAL 3003 RUBY RED	RAL 3005 WINE RED	RAL 5003 SAPPHIRE BLUE	RAL 6005 MOSS GREEN	RAL 7016 ANTHRACITE GREY
RAL 8016 MAHOGANY BROWN	RAL 9005 JET BLACK	RAL 9007 ALUMINIUM GREY	RAL 9010 PURE WHITE	METALLIC GRAPHITE	MOST OTHER RAL COLOURS AVAILABLE ON REQUEST

Various forms of branding can be supplied, and applied to glass, and, or under panels. Powder coated under panels can be finished to match or contrast with screen frame.

Café Banners

Café Banners

Functionality meets style to create the perfect outdoor dining atmosphere. Our range includes robust stainless steel posts, versatile bases, and customisable graphic rails, designed to enhance the aesthetic and operational aspects of any Café.

With various options in size and finish, our banners are ideal for promoting your brand. Choose from a selection of acrylic canvas banners available in both plain and printed designs to suit your unique needs. Explore our high-quality, durable solutions to elevate your outdoor space with elegance and practicality.



Café Banners

The Heavy Duty 20kg Café Post

Name	The Bishop
Weight	20kg Café Post
Material	Brushed stainless steel 304
Rings	5mm thick stainless steel rings with 8 holes
Height	Total height: 1050mm
Tube	50mm diameter tube, 1.5mm thick
Base	Cast iron base diameter 350mm with pressed stainless steel cover plate

Zinc Bullet End Cross Bars

1	Actual size 940mm - Banner width 770mm
1.2	Actual size 1140mm - Banner width 970mm
1.5	Actual size 1440mm - Banner width 1270mm
1.8	Actual size 1740mm - Banner width 1570mm
2	Actual size 1940mm - Banner width 1770mm
Bullet	Length 90mm

Acrylic Canvas Banners

1	Standard banner size - 770mm x 850mm
1.2	Standard banner size - 970mm x 850mm
1.5	Standard banner size - 1270mm x 850mm
1.8	Standard banner size - 1570mm x 850mm
2	Standard banner size - 1770mm x 850mm



Café Banners

